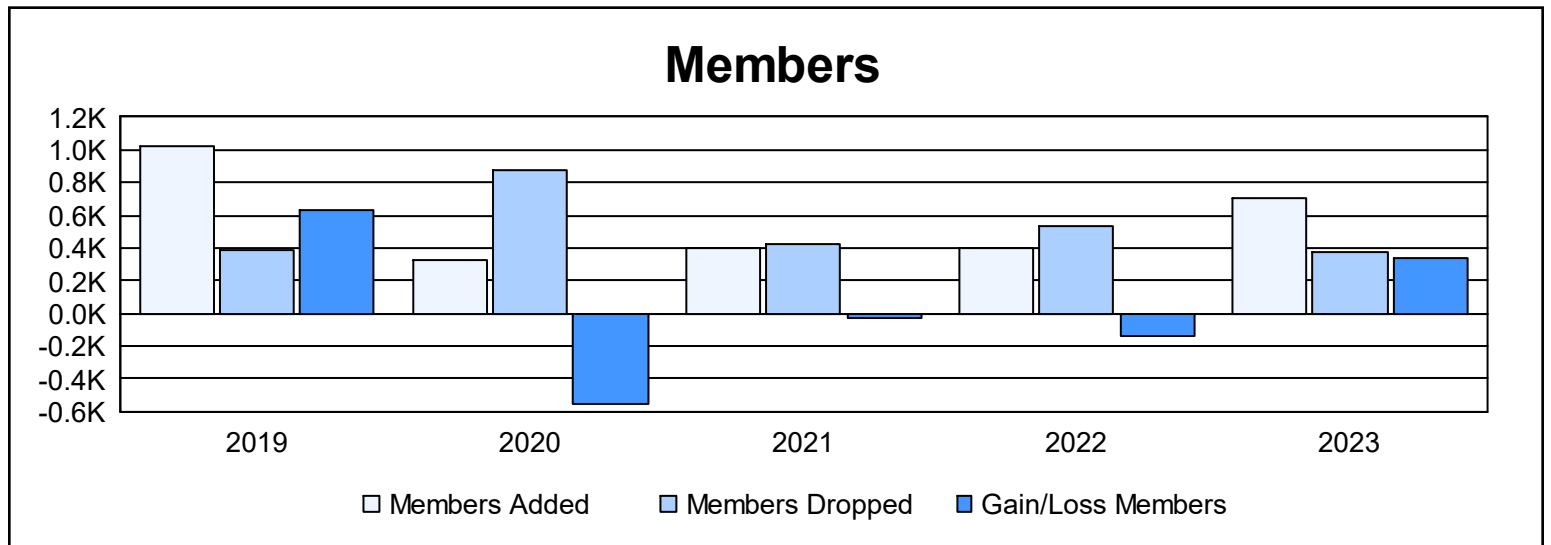
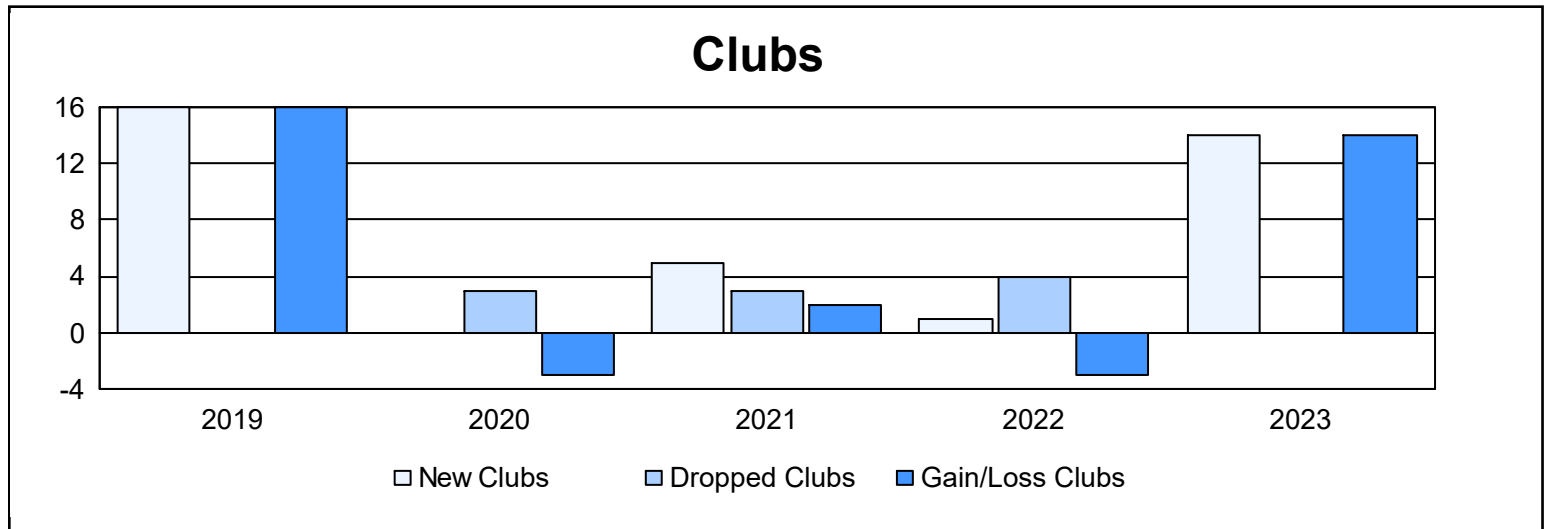
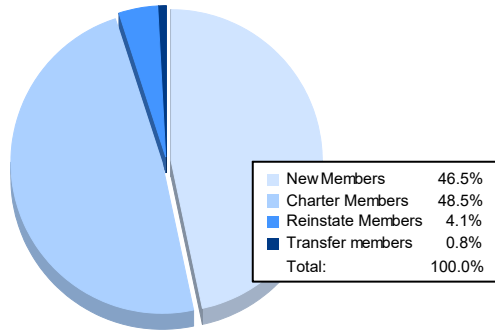


| Year | New Clubs | Dropped Clubs | Gain/ Loss Clubs | New Members | Charter Members | Reinstate Members | Transfer Members | Total Member Added | Total Members Dropped | Gain/ Loss Members |
|----------------|-----------|---------------|------------------|-------------|-----------------|-------------------|------------------|--------------------|-----------------------|--------------------|
| 2018-2019 | 16 | 0 | 16 | 597 | 399 | 25 | 5 | 1,026 | 389 | 637 |
| 2019-2020 | 0 | 3 | -3 | 161 | 35 | 118 | 8 | 322 | 879 | -557 |
| 2020-2021 | 5 | 3 | 2 | 267 | 123 | 10 | 0 | 400 | 422 | -22 |
| 2021-2022 | 1 | 4 | -3 | 326 | 53 | 25 | 0 | 404 | 538 | -134 |
| 2022-2023 | 14 | 0 | 14 | 330 | 344 | 29 | 6 | 709 | 373 | 336 |
| Average | 7 | 2 | 5 | 336 | 191 | 41 | 4 | 572 | 520 | 52 |



Membership Composition June 2023 Cumulative



Gender Composition June 2023 Cumulative

